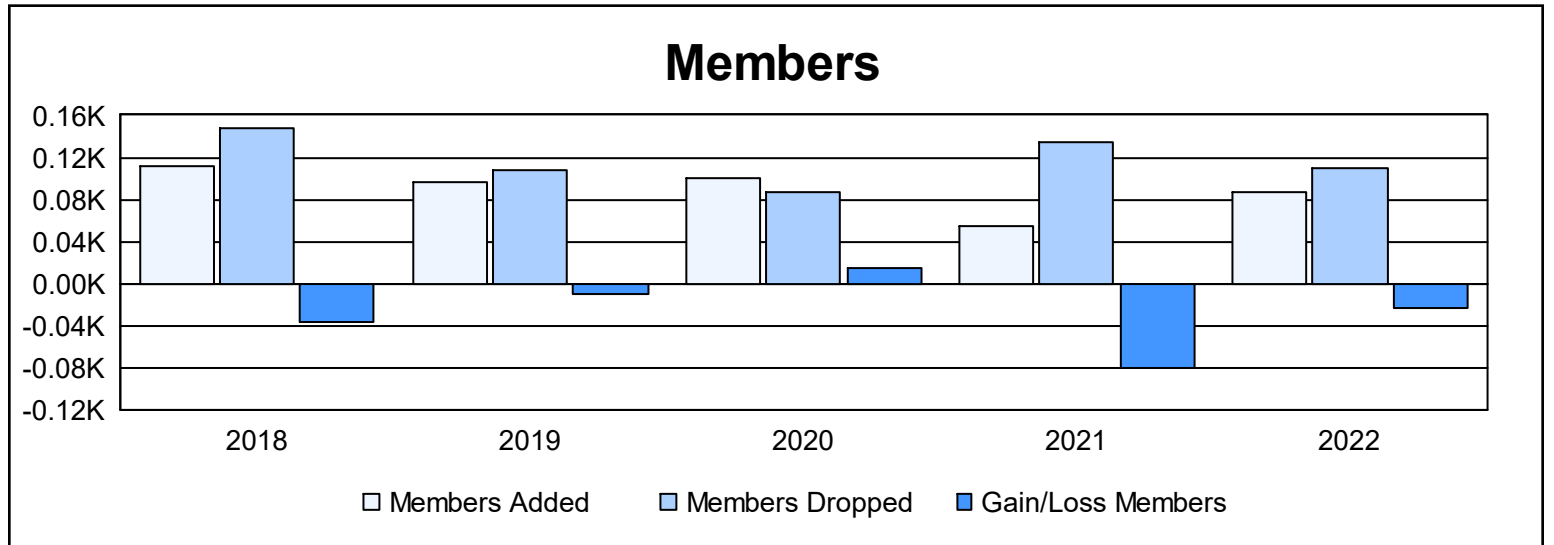
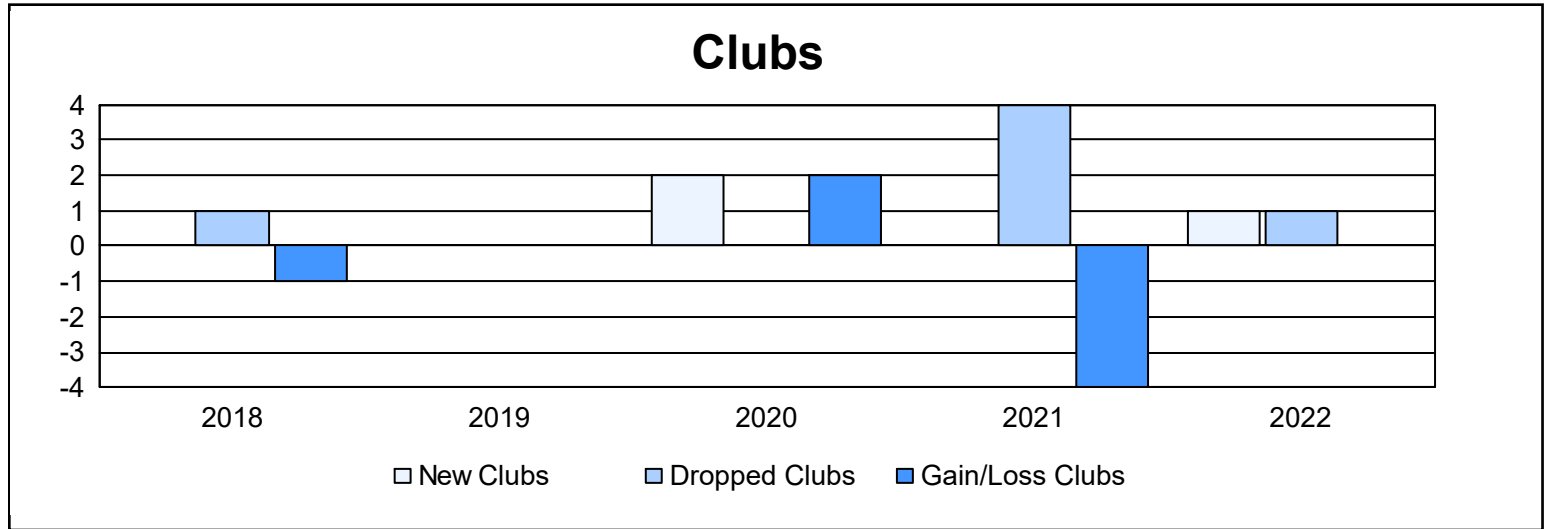
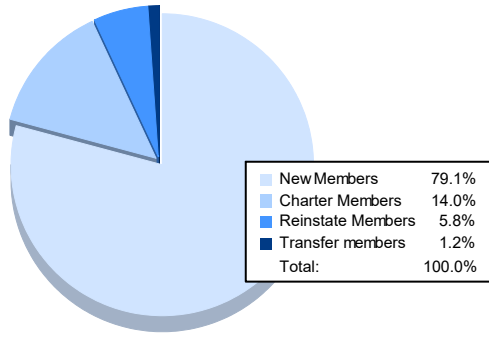


Year	New Clubs	Dropped Clubs	Gain/ Loss Clubs	New Members	Charter Members	Reinstate Members	Transfer Members	Total Member Added	Total Members Dropped	Gain/ Loss Members
2017-2018	0	1	-1	92	0	6	13	111	147	-36
2018-2019	0	0	0	92	0	0	5	97	107	-10
2019-2020	2	0	2	55	43	1	2	101	86	15
2020-2021	0	4	-4	50	1	1	2	54	135	-81
2021-2022	1	1	0	68	12	5	1	86	109	-23
<b>Average</b>	<b>1</b>	<b>1</b>	<b>-1</b>	<b>71</b>	<b>11</b>	<b>3</b>	<b>5</b>	<b>90</b>	<b>117</b>	<b>-27</b>



### Membership Composition June 2022 Cumulative



### Gender Composition June 2022 Cumulative

